

# SOSEN LED Driver, Your Smart Choice

## SS-150EP-56B LED

: SS-150EP-56B

: 150W LED

: V03

: 2021-09-02

崧盛  
LED DRIV

LED

E



# SS-150EP-56B LED




	120Vac		277Vac	
	108Vac		305Vac	
	47Hz	50/60Hz	63Hz	
			1.6A	120Vac
			170W	120Vac
(120Vac)			90A	
(220Vac)			120A	冷机启动
(277Vac)			150A	冷机启动
			3W	220Vac/50Hz, 空载
	0.95	0.97		220Vac/50Hz, 满载
	0.90			120-277Vac/50Hz, 70-100%载
		8%	10%	220Vac/50Hz, 满载
			20%	120-277Vac/50Hz, 70-100%载



---







SENSEN ELECTRONICS

86

88

TEL: +49 69 66 80 60 00 FAX: +49 69 66 80 60 01

# SS-150EP-56B LED



Tcase	-40	25	+90	
	-40	25	+90	
	10%RH		90%RH	
	5%RH		95%RH	
	-65m		4000m	








UL/cUL	UL8750	✓	
TUV	EN 61347-2-13:2014/A1:2017 EN 61347-1:2015 EN 62493:2015	✓	
RCM	AS/NZS61347.2.13		
CCC	GB 19510.14-2009	✓	
CE	EN 61347-2-13:2014 EN61347-1:2008+A1:2011+A2:2013		



EMI/EMS	/	
	EN55015:2013+A1:2015	
	EN55015:2013+A1:2015	
	IEC/EN 61000-3-2	Class C
	IEC/EN61000-4-5	B ( 10kV 6kV)
	ANSI/C82.77-5-2017	B ( 6kV 6kV)
	IEC/EN 61000-4-12	B ( 6kV 6kV)



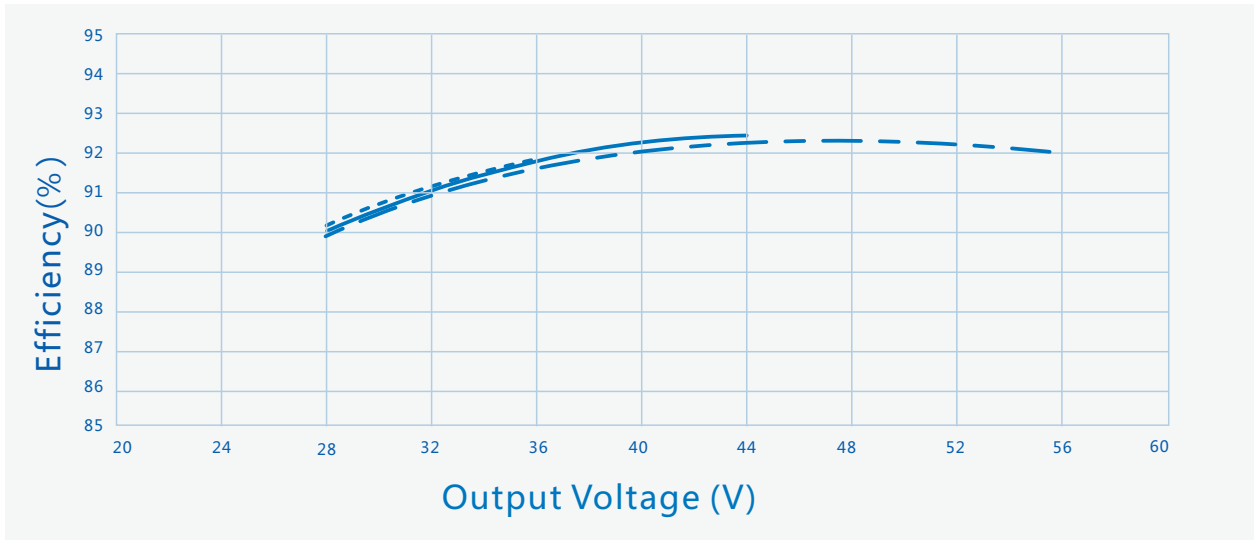






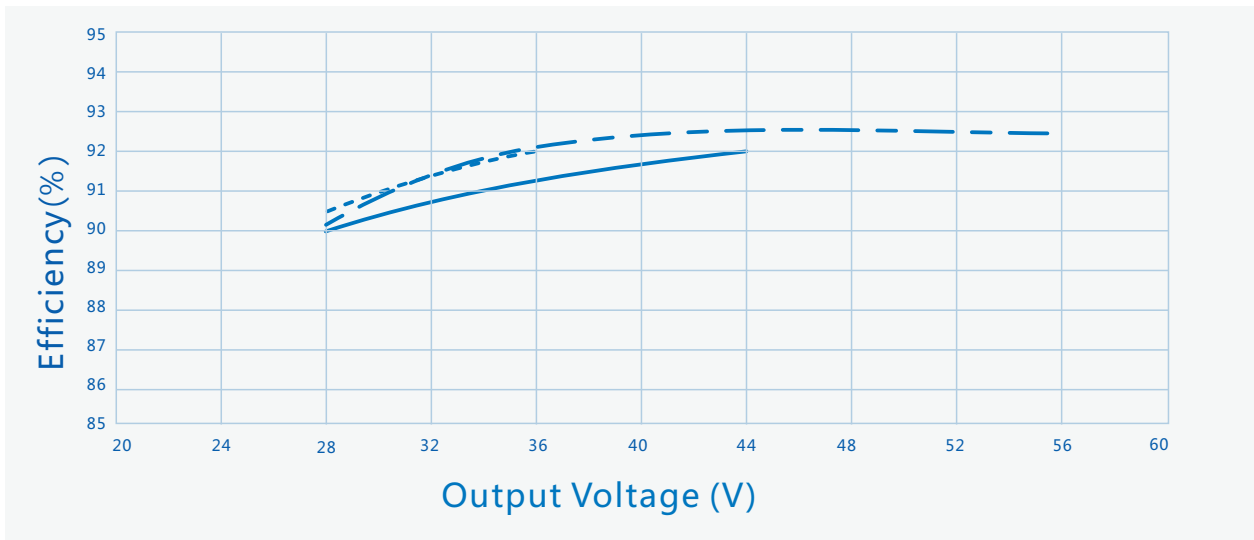
# SS-150EP-56B LED

Vs. (Vin=220Vac)



----- Io=4200mA    ——— Io=3400mA    - - - Io=2700mA

Vs. (Vin=277Vac)




----- Io=4200mA    ——— Io=3400mA    - - - Io=2700mA




---

Vs.



Vs.

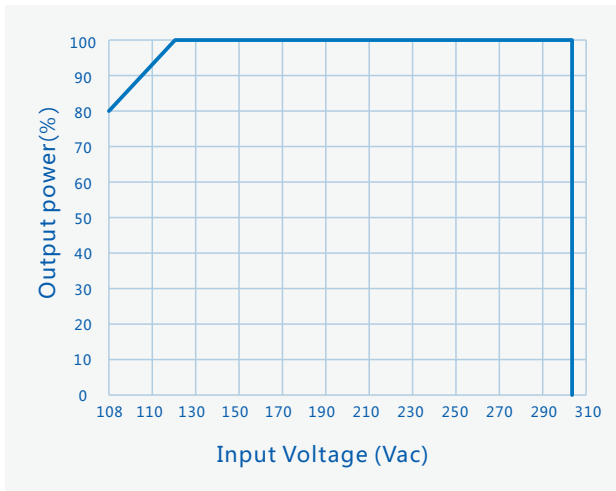


86-755-29358800

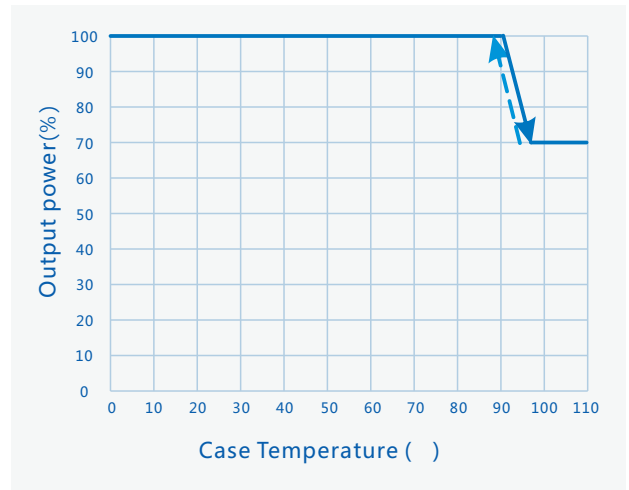
86-755-29358816

# SS-150EP-56B LED

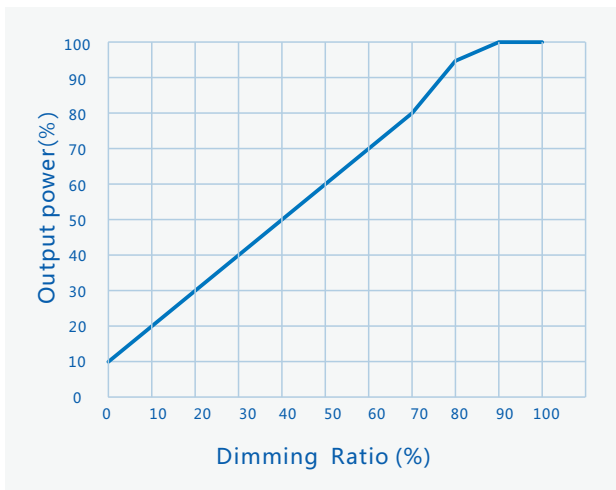
Vs. ( 60 )



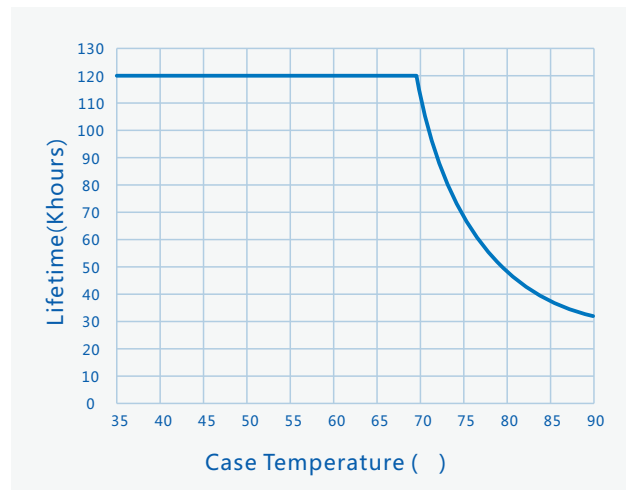
Vs.



Vs.




Vs.





# SS-150EP-56B LED

---



# SS-150EP-56B LED



V00		2020/06/18	

